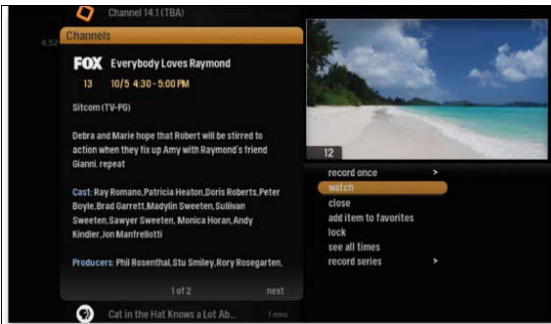
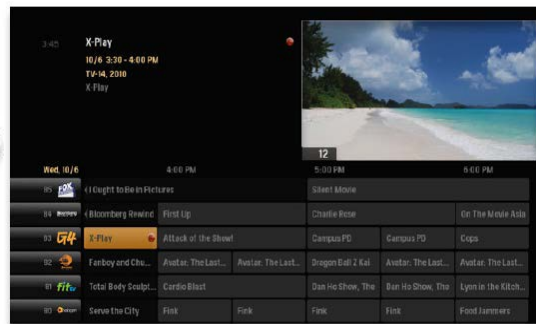


- TIME** - With the current time, you'll know when your show begins.
- CURRENT CHANNEL** - Displays the channel that is playing in Mini TV. If the program is recorded, an icon will display the current status - i.e.: play or pause.
- MINI TV** - Lets you keep watching your program while you browse.
- FOCUS** - The current selection is in the focus area of the menu. When cards are in focus, they appear raised and highlighted.
- VERTICAL LIST** - Contains all of the items in the current horizontal category.
- INFO PANEL** - Depending on the item in focus, this area either provides more information about that item or a selection of choices for that item.
- CARD** - Items in vertical lists are called cards.



When you press **INFO** on an item in focus, you'll get a list of options for that item in an action menu. Use the up and down arrow buttons to scroll through your action menu options. Action menus have a focus, just like the main menu. To select an option, bring it into focus, and press OK.

The Media Player offers an optional Grid Guide view for people who prefer to find programming in that layout. Launch the Grid Guide with the shortcut button at the top of the remote.



For more "How To" information visit our website at [www.cunninghamtelephoneandcable.com](http://www.cunninghamtelephoneandcable.com) We have informational videos to help educate our customers on how to use Synergy and what additional features it has to offer.



**Favorites** - A filter that lets you add your favorite TV, video, photo and music content to one convenient place.



**Channels** - A vertical menu that lists all available channels.



**On Demand** - *NOT AVAILABLE*



**Recorded TV** - A list of all of the programs you've recorded.



**Settings** - A category that allows you to customize your Media Player.



**Messages** - A place to receive messages about your services and updates.



**Phone** - A list of recent phone calls from your incoming lines. *NOT AVAILABLE IN ALL AREAS*



**Search** - Options to search for programs by title, keyword, or by category.



**Home Network** - An easy way to enjoy media stored on your computer from the comfort of your TV.



**News** - A filter that displays all of the 24 hour news channels and current news programming.



**Kids** - Access all children's programming in one consolidated list.



**TV Music** - A collection of TV music channels to match your taste and mood.



**Photos** - A category to browse photos from Flickr® and your computer in full HD on your TV.



**SuperTicker** - The SuperTicker lets you stay on top of the latest news, sports, scores and stocks without missing your show.



**Games** - A variety of classic games like Blackjack and Slotmachine.



**Sports** - A filter that displays all available sports content.



**Movies** - A filter that displays all available movies, including live and recorded TV.

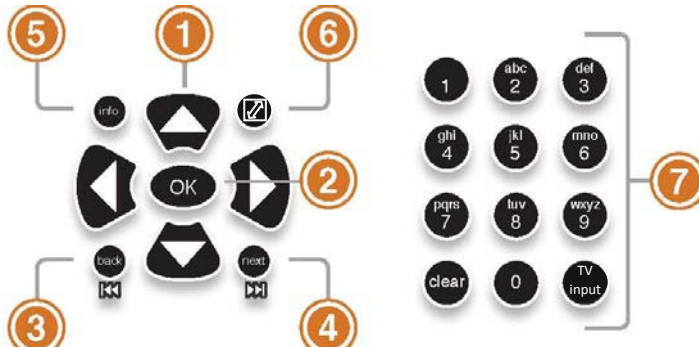


**HDTV** - A filter that displays all of the high-definition content.

1. **DVR** - Goes to the Recorded TV category.
2. **VOD** - Video On Demand – *NOT AVAILABLE*
3. **GRID** - Activates the traditional Grid Guide view of TV programming.
4. **LIVE TV** - Goes to full-screen, live TV, regardless of what's currently in focus.



1. **ARROWS** - Moves the horizontal or vertical bands one card backward or forward one item. Holding them down activates Turbo Mode and increases your browsing speed.
2. **OK** - Begins playing the item in focus or executes an option in an action menu.
3. **BACK** - Takes a vertical list displaying TV programming back to the previous half hour. Also pages back through an info note.
4. **NEXT** - Takes a vertical list displaying TV programming forward to the next half hour. Also pages forward through an info note.



5. **INFO** - Brings up an action menu of options related to the item in focus.
6. **ZOOM** - Alternates between full screen and the main menu. Also turns the SuperTicker on and off.
7. **NUMBER KEYS** - Entering numbers will take you directly to the corresponding channel. The CLEAR will back you out of any menu you are in.

1. **MENU** - From wherever you are, MENU returns you one step at a time toward the top level of the main menu.
2. **PLAY** - Begins playing the TV show or media file in focus. Also allows you to view the show at the point of fast-forwarding or rewinding.
3. **SKIP** - Skips forward in your program the number of seconds that you predefine in settings.
4. **REPLAY** - Rewinds the program seven seconds, so you can check out what you missed.
5. **REWIND** - Press up to three times (for three speeds) to rewind the show.
6. **FAST-FORWARD** - Press up to three times (for three speeds) to fast-forward.
7. **RECORD** - Press RECORD while watching a show or with a show in focus to record.
8. **STOP** - Exits out of a recorded show or stops a recording in progress if you're watching that show full screen.
9. **PAUSE** - Pauses the show you are watching.

